


**"FARM TO TABLE" IS A POPULAR PHRASE THAT ESSENTIALLY MEANS CARING ABOUT WHAT WE EAT AND WHERE IT COMES FROM.**



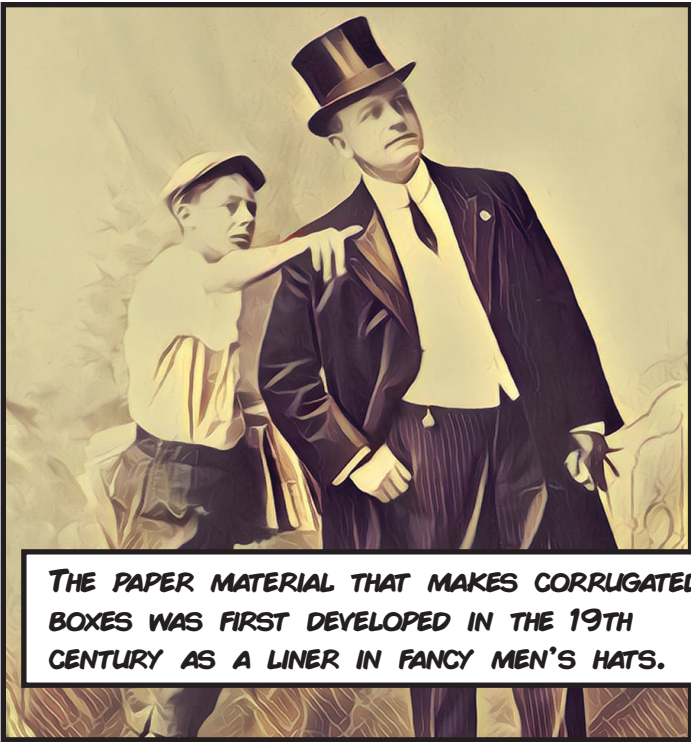
# ***FARM TO BOX TO TABLE***

**STILL, AS A CONCEPT, "FARM TO TABLE" LEAVES OUT AN EQUALLY IMPORTANT QUESTION: HOW THE THINGS WE EAT GET TO OUR PLATES.**




**WE SAY, "LOOK TO THE BOX!"**






BUT SINCE THE BEGINNING OF THE 20TH CENTURY IT HAS BEEN THE CHOICE FOR TRANSPORTING ALL MANNER OF THINGS - ESPECIALLY FOOD.

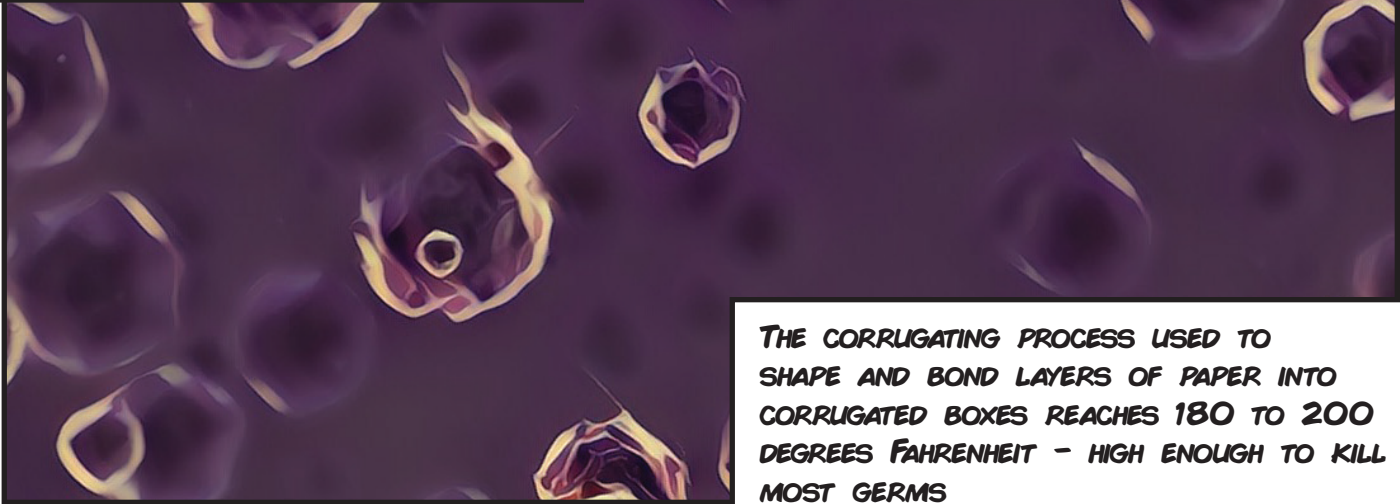
THE PAPER MATERIAL THAT MAKES CORRUGATED BOXES WAS FIRST DEVELOPED IN THE 19TH CENTURY AS A LINER IN FANCY MEN'S HATS.



IN FACT, NEARLY HALF OF ALL CORRUGATED BOXES MANUFACTURED IN THE U.S. EACH YEAR ARE USED TO TRANSPORT FOOD FROM FARMS AND FIELDS TO THE STORES AND STANDS.



GROWERS CHOOSE CORRUGATED BECAUSE IT'S RECYCLABLE, RENEWABLE AND HELPS FOODS STAY FRESHER, CLEANER, AND BETTER PROTECTED, HELPING REDUCE WASTE. HOW, YOU ASK?



THE CORRUGATING PROCESS USED TO SHAPE AND BOND LAYERS OF PAPER INTO CORRUGATED BOXES REACHES 180 TO 200 DEGREES FAHRENHEIT - HIGH ENOUGH TO KILL MOST GERMS



AND CORRUGATED BOXES ARE DESIGNED TO BE RECYCLED BETWEEN USES, HELPING TO REDUCE THE RISK OF CROSS-CONTAMINATION.



A STUDY FROM THE UNIVERSITY OF BOLOGNA SHOWED CORRUGATED BOXES CAN HELP KEEP FRUIT FRESHER FOR LONGER PERIODS.

AND LOGISTICS ANALYSES SHOW THAT BECAUSE CORRUGATED IS LIGHTER THAN ALTERNATIVE STORAGE, IT TAKES FEWER TRUCKS AND LESS FOSSIL FUEL TO MOVE THE SAME AMOUNT OF FOOD.





**NO RETURN TRIPS NECESSARY: WHEN THE FOOD GETS TO THE GROCERY STORE, THE BOXES ARE BROKEN DOWN AND RECYCLED, SAYING SPACE AND REDUCING WASTE.**



**CORRUGATED BOXES CAN BE BRANDED AND PRINTED WITH GRAPHICS, MEANING YOU CAN BUY YOUR FOOD IN THE SAME CONTAINER IT WAS SHIPPED IN, FURTHER REDUCING WASTE.**

**CORRUGATED IS SUSTAINABLE, RECYCLABLE, RENEWABLE AND EFFICIENT, AND HELPS TO SAFELY GET FOOD FROM THE SOIL TO YOUR PLATE.**




**MONEY SAVED BY SHIPPING FRUITS AND VEGETABLES IN CORRUGATED BOXES:**

PRODUCT	PERCENT SAVINGS
ONIONS	10.4%
STRAWBERRIES	15.1%
TOMATOES	25%
APPLES	14%
BROCCOLI	34%
CITRUS	9%
GRAPES	10.3%
WATERMELON	19.8%

**THE STORY CONTINUES...**

**LEARN MORE AT  
[HOWLIFEUNFOLDS.COM](http://HOWLIFEUNFOLDS.COM)**

 **Paper & Packaging**  
How life unfolds.™